



High Efficiency
Bifacial HJT Module

LVT- MH3/132- BHDG700

680W | 685W | 690W
695W | 700W



■ **700W**
Maximum Power Output

■ **22.53%**
Maximum Efficiency

■ **85%**
Bifaciality

■ **30YEAR**
Linear Power
Warranty

Product Features



Industry-Leading Process Technology

Advanced HJT cell/module design, higher reliability and outstanding performance



High Energy Yield

Maximum Module Efficiency up to 22.53% achieved by mature mass production HJT cell technology



G12 Cell / Module

G12 Big size wafer, effectively reduced LCOE and improved ROI



High Reliability

Certified mechanical performance up to 5400 Pa positive load and 2400 Pa negative load, with better protection against harsh weather



Higher Performance

Excellent weak light performance and lower temperature coefficient, resulting in better energy yield in all-weather



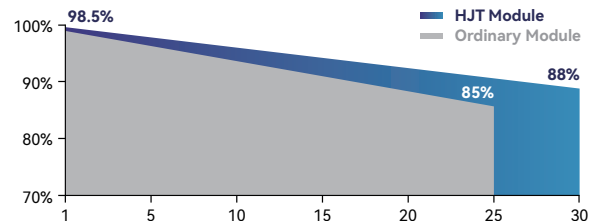
Better Warranty

Extremely low LID/PID in longer service life, 12% Power degradation in 30 years

Quality Assurance

12 Years Product Warranty

30 Years Linear Power Warranty



Certificates



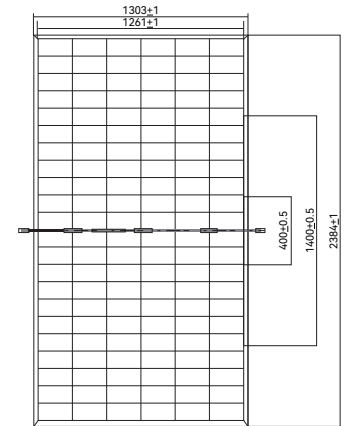
LVT ENERGY PTE.LTD

ADD.: A.1st, No.104, lane 88, North Minbei Rd, Minhang District, Shanghai, P.R.China.
E-MAIL: sales@lvtenergy.com WEBSITE: lvt.energy



Mechanical Data

Cell (mm)	210×105
Weight (kg)	38.5±0.5kg
Dimension(L×W×H)(mm)	2384×1303×35mm
Cable (mm)	4mm ² , 300mm(customized length based on needs)
Frame	anodized aluminum
Junction Box	IP68, 1500VDC, 3 Diodes
Packaging Configuration (40'Container;17.5'Trailer)	31 pcs. / pallet; 17pallet / container; 527pcs / container 31 pcs. / pallet; 24pallet / Trailer; 744pcs / Trailer



Electrical Data (STC)

Model	LVT-MH3/132-BHDG680	LVT-MH3/132-BHDG685	LVT-MH3/132-BHDG690	LVT-MH3/132-BHDG695	LVT-MH3/132-BHDG700
Pmax(Wp)	680	685	690	695	700
Voc(V)	49.62	49.78	49.94	50.10	50.26
Isc(A)	17.15	17.21	17.27	17.33	17.39
Vmpp(V)	41.54	41.69	41.84	41.99	42.14
Impp(A)	16.37	16.43	16.49	16.55	16.61
Efficiency	21.89%	22.05%	22.21%	22.37%	22.53%

STC: AM1.5, Irradiance: 1000W/m², Temperature=25°C

Electrical Characteristics (BSTC)

Model	LVT-MH3/132-BHDG680	LVT-MH3/132-BHDG685	LVT-MH3/132-BHDG690	LVT-MH3/132-BHDG695	LVT-MH3/132-BHDG700
Pmax (Wp)	752	757	762	767	772
Voc (V)	49.62	49.78	49.94	50.10	50.26
Isc (A)	18.93	18.99	19.05	19.11	19.17
Vmpp (V)	41.54	41.70	41.86	42.02	42.18
Impp (A)	18.09	18.14	18.20	18.26	18.32

αIsc (%/K): 0.04; βVoc (%/K): -0.24; γPmp (%/K): -0.26

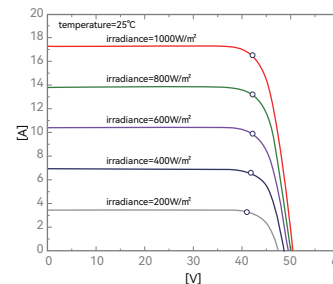
AM1.5, Front irradiance: 1000W/m², Back Irradiance135W/m², Temperature=25°C,wind speed=1m/s

Working Condition

Maximum System Voltage	1500VDC
Operating Temperature	-40°C ~ +85°C
Maximum Fuse Rating	35A
Rear Side Mechanical Load	2400Pa
Front Side Mechanical Load	5400Pa
NOCT	44±2°C
Safety Class	Class II
Grounding Electric Conductivity	< 0.1Ω

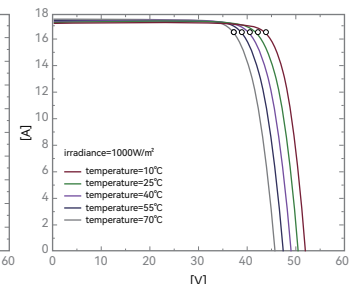
I-V Diagram

(Different Irradiance)



I-V Diagram

(Different Temperature)



Data Subject to Change Without notice LVT-MH3/132-BHDG700-EN ©Copyright 2022 LVT ENERGY

LVT ENERGY PTE.LTD
ADD.: A,1st, No,104, lane 88, North Minbei Rd, Minhang District, Shanghai, P.R.China.
E-MAIL: sales@lvtenergy.com WEBSITE: lvt.energy



High Efficiency
Bifacial HJT Module

LVT- MH3/110- BHDG580

560W | 565W | 570W
575W | 580W



■ **580W**
Maximum Power
Output

■ **22.58%**
Maximum Efficiency

■ **85%**
Bifaciality

■ **30YEAR**
Linear Power
Warranty

Product Features



Industry-Leading Process Technology

Advanced HJT cell/module design, higher reliability and outstanding performance



High Energy Yield

Maximum Module Efficiency up to 22.58% achieved by mature mass production HJT cell technology



G12 Cell / Module

G12 Big size wafer, effectively reduced LCOE and improved ROI



High Reliability

Certified mechanical performance up to 5400 Pa positive load and 2400 Pa negative load, with better protection against harsh weather



Higher Performance

Excellent weak light performance and lower temperature coefficient, resulting in better energy yield in all-weather



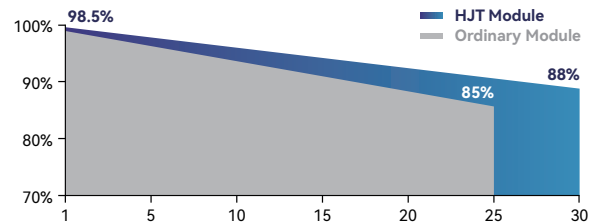
Better Warranty

Extremely low LID/PID in longer service life, 12% Power degradation in 30 years

Quality Assurance

12 Years Product
Warranty

30 Years Linear
Power Warranty



Certificates



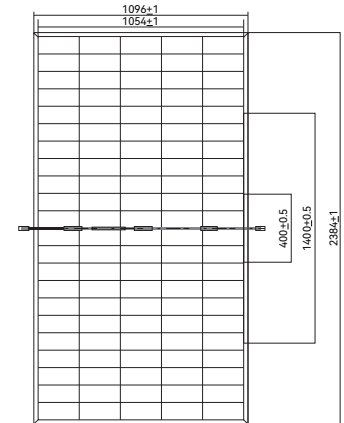
LVT ENERGY PTE.LTD

ADD: A.1st, No.104, lane 88, North Minbei Rd, Minhang District, Shanghai, P.R.China.
E-MAIL: sales@lvtenergy.com WEBSITE: lvt.energy



Mechanical Data

Cell (mm)	210×105
Weight (kg)	32.5±0.5kg
Dimension(L×W×H)(mm)	2384×1096×30mm
Cable (mm)	4mm ² , 300mm(customized length based on needs)
Frame	anodized aluminum
Junction Box	IP68, 1500VDC, 3 Diodes
Packaging Configuration (40'Container;17.5'Trailer)	31 pcs./pallet; 20pallet/container; 620pcs/container 31 pcs./pallet; 26pallet/Trailer; 806pcs/Trailer



Electrical Data(STC)

Model	LVT-MH3/110-BHDG560	LVT-MH3/110-BHDG565	LVT-MH3/110-BHDG570	LVT-MH3/110-BHDG575	LVT-MH3/110-BHDG580
Pmax(Wp)	560	565	570	575	580
Voc(V)	40.77	40.96	41.16	41.36	41.54
Isc(A)	17.19	17.25	17.31	17.37	17.43
Vmpp(V)	34.44	34.54	34.64	34.74	34.89
Impp(A)	16.28	16.38	16.48	16.57	16.64
Efficiency	21.82%	22.01%	22.20%	22.39%	22.58%

STC: AM1.5 Irradiance: 1000W/m² Temperature=25°C

Electrical Characteristics(BSTC)

Model	LVT-MH3/110-BHDG560	LVT-MH3/110-BHDG565	LVT-MH3/110-BHDG570	LVT-MH3/110-BHDG575	LVT-MH3/110-BHDG580
Pmax(Wp)	619	624	629	634	640
Voc(V)	41.08	41.24	41.41	41.57	41.74
Isc(A)	18.93	18.99	19.05	19.11	19.17
Vmpp(V)	34.22	34.39	34.56	34.75	34.93
Impp(A)	18.09	18.15	18.20	18.26	18.32

α_{sc} (%/K) : 0.04; β_{Voc} (%/K) : -0.24; γ_{Pmp} (%/K) : -0.26

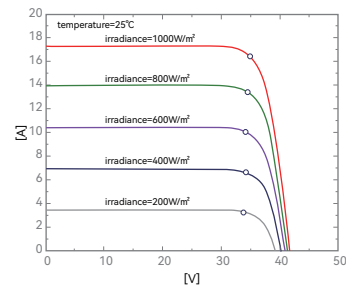
AM1.5, Front irradiance: 1000W/m², Back irradiance: 135W/m², Temperature=25°C, wind speed=1m/s

Working Condition

Maximum System Voltage	1500VDC
Operating Temperature	-40°C ~ +85°C
Maximum Fuse Rating	35A
Rear Side Mechanical Load	2400Pa
Front Side Mechanical Load	5400Pa
NOCT	44±2°C
Safety Class	Class II
Grounding Electric Conductivity	< 0.1Ω

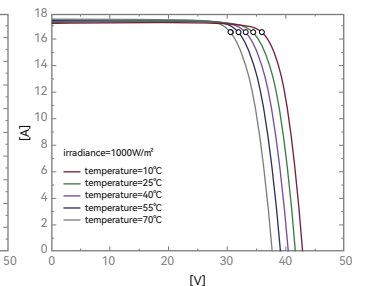
I-V Diagram

(Different Irradiance)



I-V Diagram

(Different Temperature)



Data Subject to Change Without notice LVT-MH3/110-BHDG580-EN ©Copyright 2022 LVT ENERGY

LVT ENERGY PTE.LTD
ADD.: A,1st, No,104, lane 88, North Minbei Rd, Minhang District, Shanghai, P.R.China.
E-MAIL: sales@lvtenergy.com WEBSITE: lvt.energy



High Efficiency HJT Module

LVT- MH4/120- BHDG485

465W | 470W | 475W
480W | 485W



■ **485W**
Maximum Power Output

■ **85%**
Bifaciality

■ **22.35%**
Maximum Efficiency

■ **30YEAR**
Linear Power Warranty

Product Features



SMBB Half Cell
Multi-busbar half-cell design, higher module efficiency and power output



High Energy Yield
Maximum Module Efficiency up to 22.35% achieved by mature mass production HJT cell technology



G10 Cell / Module
G10 size wafer, applicable to multiple scenarios



High Reliability
Certified mechanical performance up to 5400 Pa positive load and 2400 Pa negative load, with better protection against harsh weather



Higher Performance
Lower temperature coefficient and low operation temperature, resulting in better energy yield in all-weather

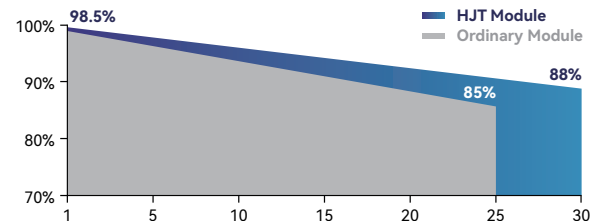


Better Warranty
Extremely low LID/PID in longer service life, less than 12% power degradation in 30 years

Quality Assurance

12 Years Product Warranty

30 Years Linear Power Warranty



Certificates



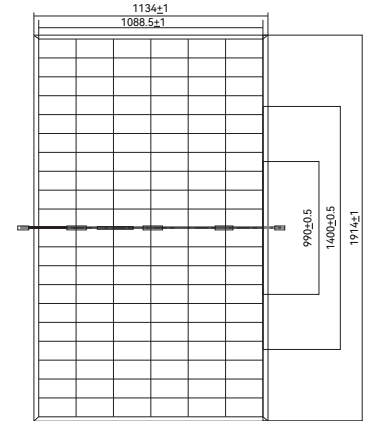
LVT ENERGY PTE.LTD

ADD: A.1st, No.104, Lane 88, North Minbei Rd, Minhang District, Shanghai, P.R.China.
E-MAIL: sales@lvtenergy.com WEBSITE: lvt.energy



Mechanical Data

Cell(mm)	182×91
Weight(kg)	28.0±0.5kg
Dimension(L×W×H)(mm)	1914×1134×30mm
Cable(mm)	4mm ² , 300mm(customized length based on needs)
Frame	anodized aluminum
Junction Box	IP68, 1500VDC, 3Diodes
Packaging Configuration (40' Container;17.5' Trailer)	36pcs./pallet; 24pallets/container; 864pcs/container 36pcs./pallet; 30pallets/ Trailer; 1080pcs / Trailer



Electrical Data(STC)

Model	LVT-MH4/120-BHDG465	LVT-MH4/120-BHDG470	LVT-MH4/120-BHDG475	LVT-MH4/120-BHDG480	LVT-MH4/120-BHDG485
Pmax(Wp)	465	470	475	480	485
Voc(V)	44.47	44.57	44.57	44.67	44.67
Isc(A)	13.23	13.28	13.33	13.38	13.43
Vmpp(V)	37.45	37.55	37.56	37.65	37.65
Impp(A)	12.42	12.51	12.65	12.77	12.89
Efficiency	21.42%	21.65%	21.88%	22.11%	22.35%

STC: AM1.5 Irradiance: 1000W/m2 Temperature=25°C

Electrical Characteristics(BSTC)

Model	LVT-MH4/120-BHDG465	LVT-MH4/120-BHDG470	LVT-MH4/120-BHDG475	LVT-MH4/120-BHDG480	LVT-MH4/120-BHDG485
Pmax(Wp)	514	519	525	530	536
Voc(V)	44.47	44.57	44.57	44.67	44.67
Isc(A)	14.59	14.64	14.69	14.74	14.79
Vmpp(V)	37.46	37.56	37.57	37.66	37.66
Impp(A)	13.70	13.80	13.96	14.09	14.23
αsc (%/K) : 0.04; βVoc (%/K) : -0.24; γPmp (%/K) : -0.26					

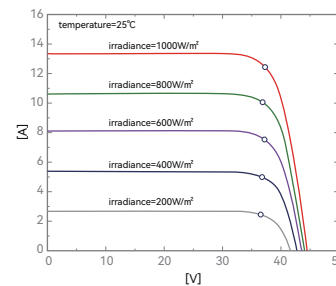
AM1.5, Front irradiance: 1000W/m2, Back irradiance: 135W/m2, Temperature=25°C, wind speed=1m/s

Working Condition

Maximum System Voltage	1500VDC
Operating Temperature	-40°C ~ +85°C
Maximum Fuse Rating	30A
Rear Side Mechanical Load	2400Pa
Front Side Mechanical Load	5400Pa
NOCT	44±2°C
Safety Class	Class II
Grounding Electric Conductivity	< 0.1Ω

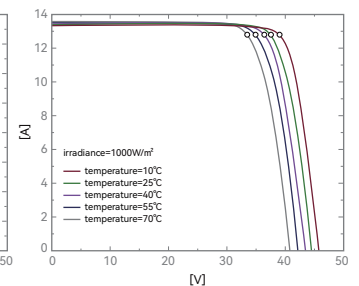
I-V Diagram

(Different Irradiance)



I-V Diagram

(Different Temperature)



Data Subject to Change Without notice LVT-MH4/120-BHDG485-EN ©Copyright 2022 LVT ENERGY

LVT ENERGY PTE.LTD
ADD.: A,1st, No,104, lane 88, North Minbei Rd, Minhang District, Shanghai, P.R.China.
E-MAIL: sales@lvtenergy.com WEBSITE: lvt.energy



High Efficiency HJT
Module

LVT- MH4/108- BHDG435

415W | 420W | 425W
430W | 435W



■ **435W**
Maximum Power Output

■ **85%**
Bifaciality

■ **22.25%**
Maximum Efficiency

■ **30YEAR**
Linear Power Warranty

Product Features



SMBB Half Cell
Multi-busbar half-cell design, higher module efficiency and power output



High Energy Yield
Maximum Module Efficiency up to 22.25% achieved by mature mass production HJT cell technology



G10 Cell / Module
G10 size wafer, applicable to multiple scenarios



High Reliability
Certified mechanical performance up to 5400 Pa positive load and 2400 Pa negative load, with better protection against harsh weather



Higher Performance
Lower temperature coefficient and low operation temperature, resulting in better energy yield in all-weather

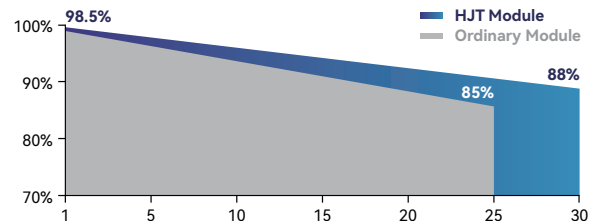


Better Warranty
Extremely low LID/PID in longer service life, less than 12% power degradation in 30 years

Quality Assurance

12 Years Product Warranty

30 Years Linear Power Warranty



Certificates



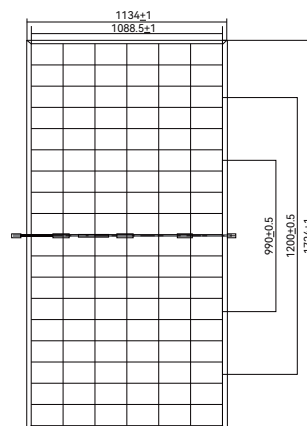
LVT ENERGY PTE.LTD

ADD.: A.1st, No.104, lane 88, North Minbei Rd, Minhang District, Shanghai, P.R.China.
E-MAIL: sales@lvtenergy.com WEBSITE: lvt.energy



Mechanical Data

Cell(mm)	182×91
Weight(kg)	24.5±0.5kg
Dimension(L×W×H)(mm)	1724×1134×30mm
Cable(mm)	4mm ² , 300mm(customized length based on needs)
Frame	anodized aluminum
Junction Box	IP68, 1500VDC, 3Diodes
Packaging Configuration (40' Container; 17.5' Trailer)	36pcs/pallet; 26pallets/container; 936pcs/container 36pcs/pallet; 36pallets/Trailer; 1296pcs/Trailer



Electrical Data(STC)

Model	LVT-MH4/108-BHDG415	LVT-MH4/108-BHDG420	LVT-MH4/108-BHDG425	LVT-MH4/108-BHDG430	LVT-MH4/108-BHDG435
Pmax(Wp)	415	420	425	430	435
Voc(V)	40.00	40.10	40.10	40.10	40.20
Isc(A)	13.23	13.28	13.33	13.38	13.43
Vmpp(V)	33.60	33.70	33.70	33.80	33.80
Impp(A)	12.34	12.48	12.62	12.76	12.89
Efficiency	21.23%	21.48%	21.74%	21.99%	22.25%

STC: AM1.5 Irradiance: 1000W/m² Temperature=25°C

Electrical Characteristics(BSTC)

Model	LVT-MH4/108-BHDG415	LVT-MH4/108-BHDG420	LVT-MH4/108-BHDG425	LVT-MH4/108-BHDG430	LVT-MH4/108-BHDG435
Pmax(Wp)	457	464	469	476	481
Voc(V)	40.00	40.10	40.10	40.10	40.20
Isc(A)	14.59	14.64	14.69	14.74	14.79
Vmpp(V)	33.61	33.71	33.71	33.81	33.81
Impp(A)	13.61	13.76	13.92	14.08	14.23
α _{sc} (%/K) : 0.04; β _{Voc} (%/K) : -0.24; γ _{Pmp} (%/K) : -0.26					

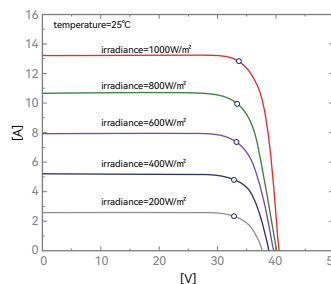
AM1.5, Front irradiance: 1000W/m², Back irradiance: 135W/m², Temperature=25°C, wind speed=1m/s

Working Condition

Maximum System Voltage	1500VDC
Operating Temperature	-40°C ~ +85°C
Maximum Fuse Rating	30A
Rear Side Mechanical Load	2400Pa
Front Side Mechanical Load	5400Pa
NOCT	44±2°C
Safety Class	Class II
Grounding Electric Conductivity	< 0.1Ω

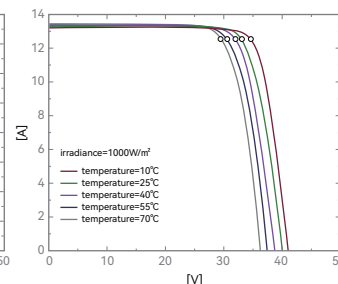
I-V Diagram

(Different Irradiance)



I-V Diagram

(Different Temperature)



Data Subject to Change Without notice LVT-MH4/108-BHDG430-EN ©Copyright 2022 LVT Energy


LVT ENERGY PTE.LTD
ADD.: A,1st, No,104, lane 88, North Minbei Rd, Minhang District, Shanghai, P.R.China.
E-MAIL: sales@lvtenergy.com WEBSITE: lvt.energy



High Efficiency HJT Module

LVT- MH6/192- BHDG570

550W | 555W | 560W
565W | 570W



■ **570W**
Maximum Power Output

■ **21.39%**
Maximum Efficiency

■ **85%**
Bifaciality

■ **30YEAR**
Linear Power
Warranty

Product Features



Industry-Leading Process Technology

Advanced HJT cell/module design, higher reliability and outstanding performance



High Energy Yield

Maximum Module Efficiency up to 21.39% achieved by mature mass production HJT cell technology



G1 Cell / Module

G1 size wafer, highly efficient and applicable to distributed scenarios



High Reliability

Certified mechanical performance up to 5400 Pa positive load and 2400 Pa negative load, with better protection against harsh weather



Higher Performance

Excellent weak light performance and lower temperature coefficient, resulting in better energy yield in all-weather



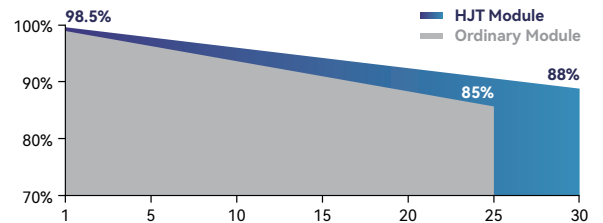
Better Warranty

Extremely low LID/PID in longer service life, 12% Power degradation in 30 years

Quality Assurance

12 Years Product Warranty

30 Years Linear Power Warranty



Certificates



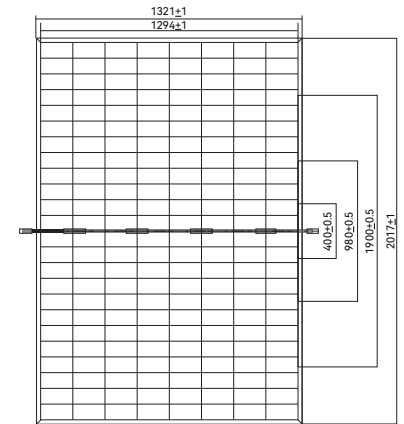
LVT ENERGY PTE.LTD

ADD: A.1st, No.104, lane 88, North Minbei Rd, Minhang District, Shanghai, P.R.China.
E-MAIL: sales@lvtenergy.com WEBSITE: lvt.energy



Mechanical Data

Cell(mm)	158×79
Weight(kg)	33.0±0.5kg
Dimension(L×W×H)(mm)	2017×1321×30mm
Cable(mm)	4mm ² , 0.2(+)/0.4(-)m(customized length based on needs)
Frame	anodized aluminum
Junction Box	IP68, 1500VDC, 4Diodes
Packaging Configuration (40' Container; 17.5' Trailer)	34pcs./Pallet



Electrical Data(STC)

Model	LVT-MH6/192-BHDG550	LVT-MH6/192-BHDG555	LVT-MH6/192-BHDG560	LVT-MH6/192-BHDG565	LVT-MH6/192-BHDG570
Pmax(Wp)	550	555	560	565	570
Voc(V)	71.1	71.2	71.4	71.5	71.6
Isc(A)	9.85	9.88	9.89	9.91	9.92
Vmpp(V)	60.0	60.1	60.2	60.3	60.4
Impp(A)	9.17	9.24	9.31	9.37	9.44
Efficiency	20.64%	20.83%	21.02%	21.21%	21.39%

STC: AM1.5, Irradiance: 1000W/m², Temperature=25°C

Electrical Characteristics(BSTC)

Model	LVT-MH6/192-BHDG550	LVT-MH6/192-BHDG555	LVT-MH6/192-BHDG560	LVT-MH6/192-BHDG565	LVT-MH6/192-BHDG570
Pmax(Wp)	464	470	475	480	485
Voc(V)	54.72	54.75	54.78	54.81	54.84
Isc(A)	10.89	10.96	11.02	11.08	11.14
Vmpp(V)	45.46	45.71	45.97	46.22	46.47
Impp(A)	10.21	10.27	10.33	10.39	10.46

α_{sc} (%/K) : 0.04; β_{Voc} (%/K) : -0.24; γ_{Pmp} (%/K) : -0.26

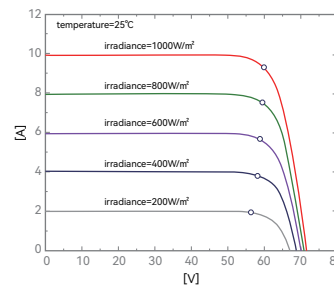
AM1.5, Front irradiance: 1000W/m², Back irradiance: 135W/m², Temperature=25°C, wind speed=1m/s

Working Condition

Maximum System Voltage	1500VDC
Operating Temperature	-40°C ~ +85°C
Maximum Fuse Rating	30A
Rear Side Mechanical Load	2400Pa
Front Side Mechanical Load	5400Pa
NOCT	44±2°C
Safety Class	Class II
Grounding Electric Conductivity	< 0.1Ω

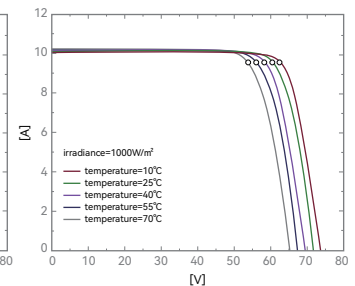
I-V Diagram

(Different Irradiance)




I-V Diagram

(Different Temperature)



Data Subject to Change Without notice LVT-MH6/192-BHDG570-EN ©Copyright 2022 LVT Energy

LVT ENERGY PTE.LTD
 ADD.: A, 1st, No.104, lane 88, North Minbei Rd, Minhang District, Shanghai, P.R.China.
 E-MAIL: sales@lvtenergy.com WEBSITE: lvt.energy




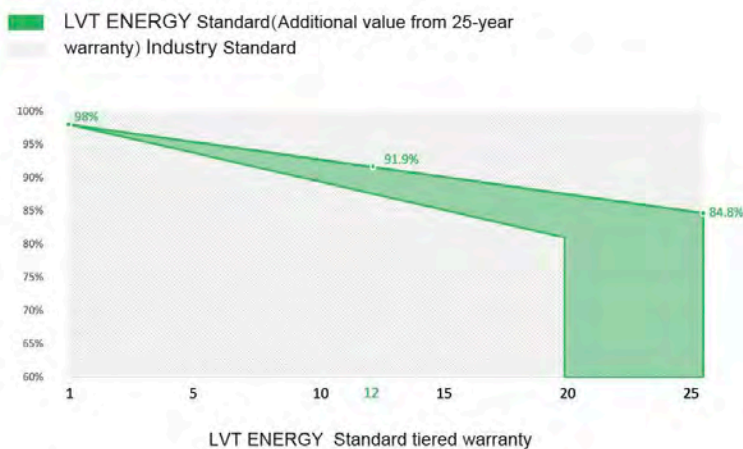
M10 HIEFF TWIN MONO



LVTxxx-108M10

- Standard white (xxx=390~415W)
- Bifacial
- Black frame
- Full black

12Yr quality guarantee | 25Yr power warranty



WARRANTY & GUARANTEE

Linear output power guarantee
12 years: 91.9% power output
25 years: 84.8% power output

WITHSTAND STRONG

Snow load 5400Pa
Wind load 2400Pa

R&D AND PRODUCTION

Advanced production line.
The leading solar cell cutting process and multi busbar design with LVT ENERGY Technology.

HIGH EFFICIENCY

Efficiency can reach 21.23%. Excellent low light performance. Higher power output under the conditions of haze, overcast, etc.

POWER TOLERANCE

Power positive tolerance: 0~+3%

LVT ENERGY PTE.LTD

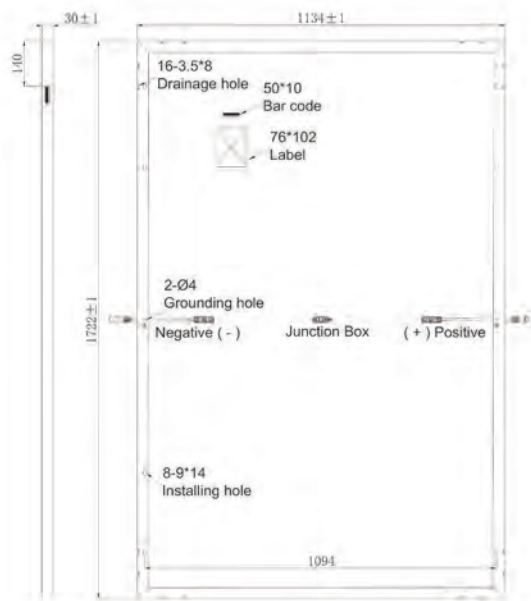
ADD.: A,1st, No,104, lane 88, North Minbei Rd, Minhang District, Shanghai, P.R.China.
E-MAIL: sales@lvtenergy.com WEBSITE: lvt.energy

Electrical parameters at standard test conditions (STC:AM=1.5, 1000W/m², Cells Temperature 25°C)

Typical type

	390W	395W	400W	405W	410W	415W
Max power(Pmax)	390	395	400	405	410	415
Max power voltage(Vmp)	30.41	30.62	30.83	31.04	31.25	31.47
Max power current(Impp)	12.83	12.90	12.98	13.05	13.12	13.19
Open circuit voltage(Voc)	36.53	36.73	36.93	37.13	37.33	37.53
Short circuit current(Isc)	13.62	13.69	13.76	13.83	13.90	13.97
Module Efficiency(%)	21.88	20.20	20.46	20.72	20.97	21.23
Max system voltage	DC 1500V(TUV)					
Maximum Series Fuse Rating	25A					

DIMENSIONS AND STRUCTURE



Side

Back

Electrical parameters at NMOT test conditions

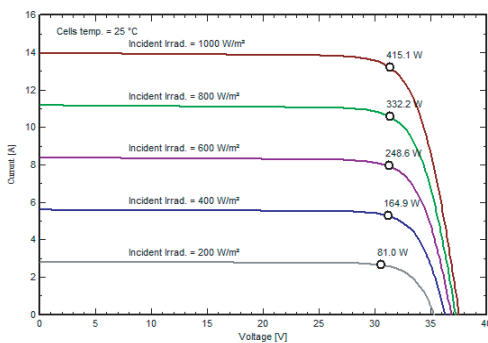
(Irradiance 800W/m², Ambient Temperature 20°C, AM 1.5, Wind Speed 1m/s)

Typical type	390W	395W	400W	405W	410W	415W
Max power(Pmax)	317.4	321.2	325.4	329.2	333.1	337.1
Max power voltage(Vmp)	30.90	31.10	31.30	31.50	31.70	31.90
Max power current(Impp)	10.28	10.34	10.41	10.47	10.52	10.58
Open circuit voltage(Voc)	36.70	36.90	37.10	37.30	37.50	37.70
Short circuit current(Isc)	10.88	10.93	10.99	11.04	11.10	11.16

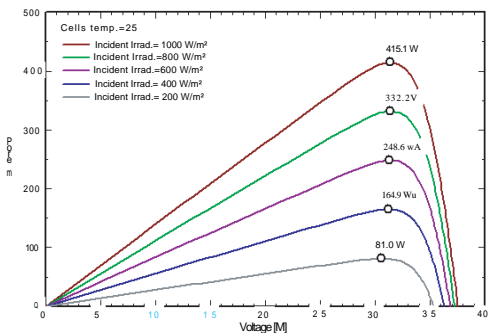
Mechanical Data

Dimensions	1722x1134x30mm
Weight	21.5 kg
Glass	3.2mm tempered glass
Output cables	4mm ² , symmetrical lengths 1100mm
Connectors	MC4 compatible IP68
Cell type	Mono-Crystalline PERC, 10BB, 182x91mm
Number of cells	108 cells (Half-Cell)

I-V CHARACTERISTICS AT DIFFERENT IRRADIATION



PV module: lvt energy, lvt415-108M10




Temperature Characteristics

Temp. Coeff. of Isc (TK Isc)	0.048%/°C	Container	40'HQ
Temp. Coeff. of Voc (TK Voc)	-0.27%/°C	Pieces per pallet	72
Temp. Coeff. of Pmax (TK Pmax)	-0.35%/°C	Pallets per container	13
Operating temperature	-40~+85°C	Pieces per container	936
Normal operating cell temperature	44±2°C		

Packing Configuration

Tests, Certifications and Warranties

Standard tests	IEC 61215, IEC 61730, IEC 61701, IEC 62716, PPP 58042B
System certs	ISO 9001, ISO14001, ISO45001, TUV
Certifications	TUV, AMMONIA AND SALT MIST CORROSION, ANTI-PID, CE, WEEE, INMERTRO, FIRE CERTIFICATE C1
Extreme wind and snow loads testing	Withstand extreme wind(2400 Pascal) and snow loads(5400 Pascal)
Power tolerance	0~+3%
Junction box	IP 68
Warranties	12 years product warranty and 25 years 84.8% of power



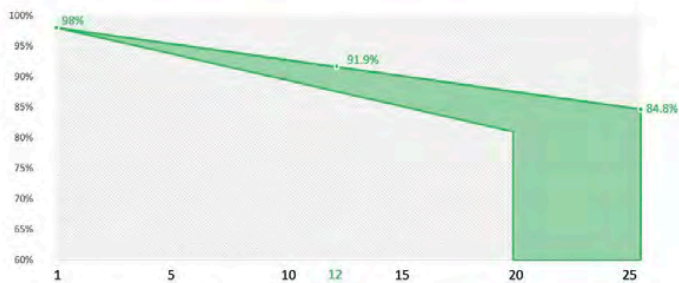
M6 HIEFF TWIN MONO

LVTxxx-120M


- Black frame (xxx=360~390W)
- Silver frame
- Full black
- Bifacial

12Yr quality guarantee | 25Yr power warranty

LVT ENERGY Standard (Additional value from 25-year warranty) **Industry Standard**



LVT ENERGY Standard tiered warranty



WARRANTY & GUARANTEE

WITHSTAND STRONG

R&D AND PRODUCTION

HIGH EFFICIENCY

POWER TOLERANCE

Linear output power guarantee
12 years: 91.9% power output
25 years: 84.8% power output

Snow load 5400Pa
Wind load 2400Pa

Advanced production line.
The leading solar cell cutting process and multi busbar design with LVT ENERGY Technology.

Efficiency can reach 21.41%. Excellent low light performance. Higher power output under the conditions of haze, overcast, etc.

Power positive tolerance: 0~+3%

LVT ENERGY PTE.LTD

ADD.: A,1st, No,104, lane 88, North Minbei Rd, Minhang District, Shanghai, P.R.China.


E-MAIL: sales@lvtenergy.com WEBSITE: lvt.energy

Electrical parameters at standard test conditions (STC:AM=1.5, 1000W/m², Cells Temperature 25°C)

Typical type

	360W	365W	370W	375W	380W	385W	390W
Max power(Pmax)	360	365	370	375	380	385	390
Max power voltage(Vmp)	33.90	34.00	34.10	34.20	34.30	34.40	34.50
Max power current(Imp)	10.62	10.74	10.85	10.97	11.08	11.20	11.31
Open circuit voltage(Voc)	41.20	41.30	41.40	41.50	41.60	41.70	41.80
Short circuit current(Isc)	11.18	11.30	11.41	11.53	11.65	11.71	11.82
Module Efficiency(%)	19.76	20.04	20.31	20.59	20.86	21.13	21.41
Max system voltage	DC 1500V(TUV)						
Maximum Series Fuse Rating	20A						

DIMENSIONS AND STRUCTURE



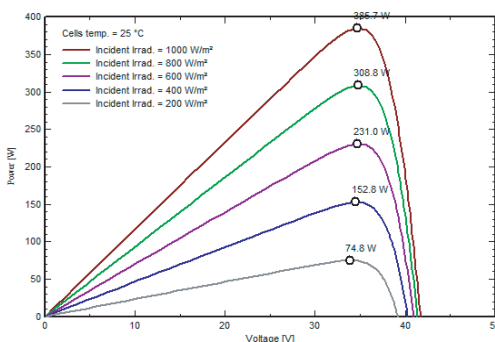
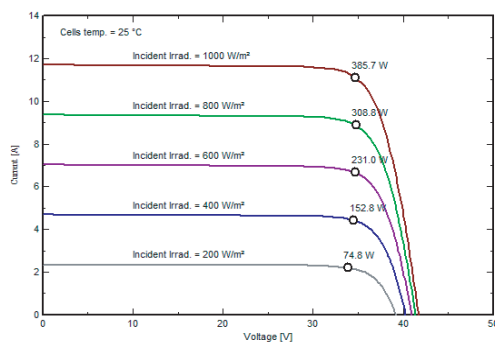
Electrical parameters at NMOT test conditions (Irradiance 800W/m², Ambient Temperature 20°C, AM 1.5, Wind Speed 1m/s)

Typical type	360W	365W	370W	375W	380W	385W	390W
Max power(Pmax)	292.7	296.8	300.7	304.9	308.8	313.3	317.0
Max power voltage(Vmp)	34.70	34.80	34.90	35.00	35.10	35.30	35.40
Max power current(Imp)	8.43	8.53	8.61	8.71	8.80	8.88	8.96
Open circuit voltage(Voc)	41.40	41.50	41.60	41.70	41.80	41.90	42.00
Short circuit current(Isc)	8.92	9.02	9.11	9.20	9.30	9.35	9.43

Mechanical Data

Dimensions	1755x1038x30mm
Weight	19.5 kg
Glass	3.2mm tempered glass
Output cables	4mm ² , symmetrical lengths 1100mm
Connectors	MC4 compatible IP68
Cell type	Mono-Crystalline PERC, 9BB, 166x83mm
Number of cells	120 cells (Half-Cell)

I-V CHARACTERISTICS AT DIFFERENT IRRADIATION




Temperature Characteristics

Temp.Coeff.of Isc(TK Isc)	0.046%/°C	Container	40'HQ
Temp.Coeff.of Voc(TK Voc)	-0.26%/°C	Pieces per pallet	76
Temp.Coeff.of Pmax(TK Pmax)	-0.35%/°C	Pallets per container	13
Operating temperature	-40~+85°C	Pieces per container	988
Normal operating cell temperature	45±2°C		

Packing Configuration

Tests, Certifications and Warranties

Standard tests	IEC 61215, IEC 61730, IEC 61701, IEC 62716, PPP 58042
System certs	ISO 9001, ISO14001, ISO45001
Certifications	TUV, CE, WEEE, INMETRO FIRE CERTIFICATE C1
Extreme wind and snow loads testing	Withstand extreme wind(2400 Pascal) and snow loads(5400 Pascal)
Power tolerance	0~+3%
Junction box	IP 68
Warranties	12 years product warranty and 25 years 84.8% of power



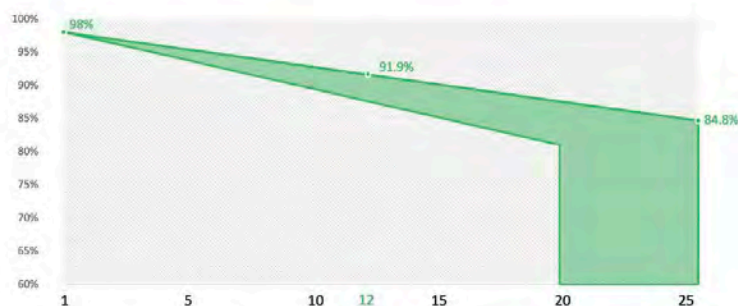
M10 HIEFF TWIN MONO

LVTxxx-144M10


- Silver frame (xxx=520~550W)
- Black frame
- Full black
- Bifacial

12Yr quality guarantee | 25Yr power warranty

LVT ENERGY Standard (Additional value from 25-year warranty) **Industry Standard**



LVT ENERGY Standard tiered warranty



WARRANTY & GUARANTEE

WITHSTAND STRONG

R&D AND PRODUCTION

HIGH EFFICIENCY

POWER TOLERANCE

Linear output power guarantee
12 years: 91.9% power output
25 years: 84.8% power output

Snow load 5400Pa
Wind load 2400Pa

Advanced production line.
The leading solar cell cutting process and multi busbar design with LVT ENERGY Technology.

Efficiency can reach 21.28%. Excellent low light performance. Higher power output under the conditions of haze, overcast, etc.


Power positive tolerance: 0~+3%

Electrical parameters at standard test conditions (STC:AM=1.5, 1000W/m², Cells Temperature 25°C)

Typical type

	520W	525W	530W	535W	540W	545W	550W
Max power(Pmax)	520	525	530	535	540	545	550
Max power voltage(Vmp)	41.02	41.21	41.39	41.54	41.69	41.83	41.96
Max power current(Imp)	12.68	12.74	12.81	12.88	12.96	13.03	13.11
Open circuit voltage(Voc)	48.94	49.11	49.26	49.42	49.58	49.74	49.90
Short circuit current(Isc)	13.53	13.61	13.69	13.76	13.84	13.92	14.00
Module Efficiency(%)	20.12	20.31	20.51	20.70	20.89	21.09	21.28
Max system voltage	DC 1500V(TUV)						
Maximum Series Fuse Rating	25A						

DIMENSIONS AND STRUCTURE



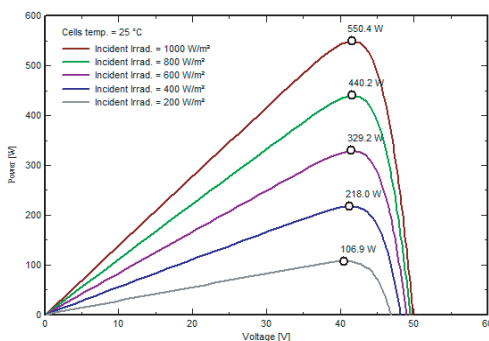
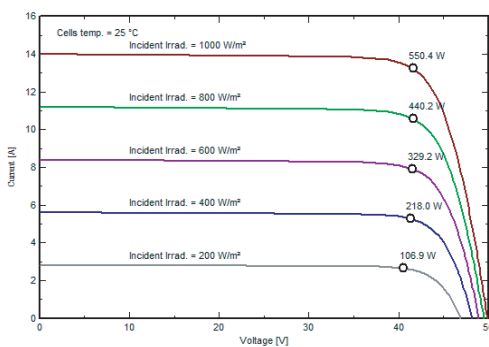
Electrical parameters at NMOT test conditions (Irradiance 800W/m², Ambient Temperature 20°C, AM 1.5, Wind Speed 1m/s)

Typical type	520W	525W	530W	535W	540W	545W	550W
Max power(Pmax)	422.6	426.5	429.9	434.6	439.0	442.8	446.8
Max power voltage(Vmp)	41.40	41.60	41.70	41.90	42.00	42.10	42.30
Max power current(Imp)	10.20	10.26	10.30	10.38	10.45	10.51	10.57
Open circuit voltage(Voc)	49.10	49.30	49.50	49.60	49.80	49.90	50.10
Short circuit current(Isc)	10.80	10.87	10.93	10.99	11.05	11.12	11.18

Mechanical Data

Dimensions	2279x1134x35mm
Weight	29 kg
Glass	3.2mm tempered glass
Output cables	4mm ² , symmetrical lengths 1300mm
Connectors	MC4 compatible IP68
Cell type	Mono-Crystalline PERC, 10BB, 182x91mm
Number of cells	144 cells (Half-Cell)

I-V CHARACTERISTICS AT DIFFERENT IRRADIATION




Temperature Characteristics

Temp.Coeff.of Isc(TK Isc)	0.048%/°C	Container	40'HQ
Temp.Coeff.of Voc(TK Voc)	-0.27%/°C	Pieces per pallet	62
Temp.Coeff.of Pmax(TK Pmax)		Pallets per container	10
Operating temperature	-40~+85°C	Pieces per container	620
Normal operating cell temperature	44±2°C		

Packing Configuration

Tests, Certifications and Warranties

Standard tests	IEC 61215, IEC 61730, IEC 61701, IEC 62716, PPP 58042
System certs	ISO 9001, ISO14001, ISO45001
Certifications	TUV, CE, WEEE, INMETRO, FIRE CERTIFICATE C1
Extreme wind and snow loads testing	Withstand extreme wind(2400 Pascal) and snow loads(5400 Pascal)
Power tolerance	0~+3%
Junction box	IP 68
Warranties	12 years product warranty and 25 years 84.8 of power


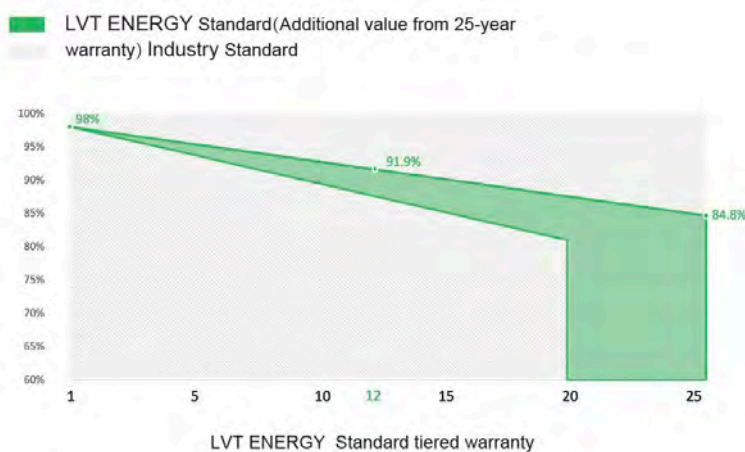


M12 HIEFF TWIN MONO

LVTxxx-132M12

- Silver frame (xxx=640~670W)
- Black frame
- Full black
- Bifacial

12Yr quality guarantee | 25Yr power warranty



WARRANTY & GUARANTEE

WITHSTAND STRONG

R&D AND PRODUCTION

HIGH EFFICIENCY

POWER TOLERANCE

Linear output power guarantee
12 years: 91.9% power output
25 years: 84.8% power output

Snow load 5400Pa
Wind load 2400Pa

Advanced production line.
The leading solar cell cutting process and multi busbar design with LVT ENERGY Technology.

Efficiency can reach 21.57%. Excellent low light performance. Higher power output under the conditions of haze, overcast, etc.

Power positive tolerance: 0~+3%

Electrical parameters at standard test conditions (STC:AM=1.5, 1000W/m², Cells Temperature 25°C)

Typical type

	640W	645W	650W	655W	660W	665W	670W
Max power(Pmax)	640	645	650	655	660	665	670
Max power voltage(Vmp)	36.97	37.18	37.38	37.58	37.79	38.01	38.22
Max power current(Imp)	17.31	17.35	17.39	17.43	17.47	17.5	17.53
Open circuit voltage(Voc)	44.85	45.06	45.27	45.48	45.69	45.91	46.13
Short circuit current(Isc)	18.36	18.4	18.44	18.48	18.52	18.56	18.60
Module Efficiency(%)	20.60	20.76	20.92	21.09	21.25	21.41	21.57
Max system voltage	DC 1500V(TUV) / 1000V(UL)						
Maximum Series Fuse Rating	35A						

DIMENSIONS AND STRUCTURE



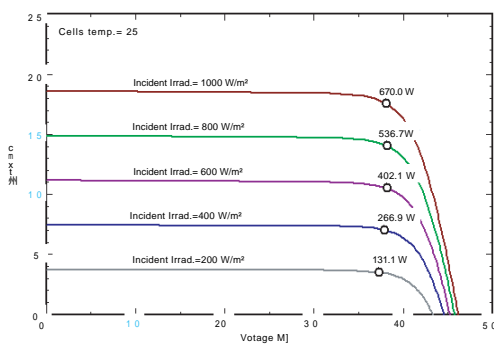
Electrical parameters at NMOT test conditions (Irradiance 800W/m², Ambient Temperature 20°C, AM 1.5, Wind Speed 1m/s)

Typical type	650W	655W	660W	665W	670W
Max power(Pmax)	529.7	533.6	537.8	541.8	545.7
Max power voltage(Vmp)	38.1	38.3	38.5	38.7	38.9
Max power current(Imp)	13.89	13.93	13.97	14.00	14.03
Open circuit voltage(Voc)	45.5	45.7	45.9	46.1	46.4
Short circuit current(Isc)	14.72	14.76	14.80	14.83	14.86

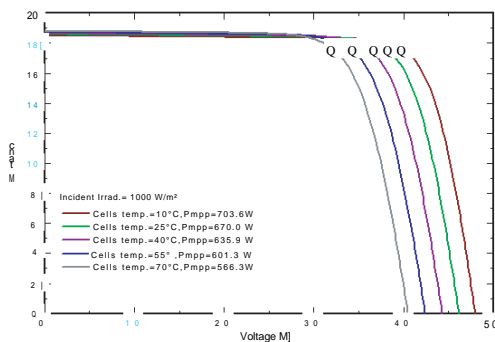
Mechanical Data

Dimensions	2384x1303x35mm
Weight	34 kg
Glass	3.2mm tempered glass
Output cables	4mm ² , symmetrical lengths 1300mm
Connectors	MC4 compatible IP68
Cell type	Mono-Crystalline PERC, 12BB, 210x105mm
Number of cells	132 cells (Half-Cell)

I-V CHARACTERISTICS AT DIFFERENT IRRADIATION



PV module: LVT ENERGY, SP670-132M12



Temperature Characteristics

Temp. Coeff. of Isc (TK Isc)	0.049%/°C
Temp. Coeff. of Voc (TK Voc)	-0.27%/°C
Temp. Coeff. of Pmax (TK Pmax)	-0.35%/°C
Operating temperature	-40~+85°C
Normal operating cell temperature	44±2°C

Packing Configuration

Container	40'HQ
Pieces per pallet	31
Pallets per container	17
Pieces per container	527

Tests, Certifications and Warranties

Standard tests	IEC 61215, IEC 61730, IEC 61701, IEC 62716, PPP 58042
System certs	ISO 9001, ISO14001, ISO45001
Certifications	TUV, CE, WEEE, INMERTRO, FIRE CERTIFICATE C1
Extreme wind and snow loads testing	Withstand extreme wind(2400 Pascal) and snow loads(5400 Pascal)
Power tolerance	0~+3%
Junction box	IP 68
Warranties	12 years product warranty and 25 years 84.8% of power